

## Pre-Engineered Steel Buildings & Structures



Cost Effective | Customised to Standards & Requirements | Quality buildings | Prompt Delivery  
Global Standars | End to End Services : Civil Works - Building Supply and Erection



- Factories
- Ware Houses
- Offices
- Showrooms

- Shopping Centers
- Car Parks
- Gas Stations
- Sports Complexes
- Aircraft Hangers

- Community Buildings
- Cold Storages / Stores
- Educational Complexes
- Workshops

Clean Span  
up to 116M

Computer Aided  
Designs

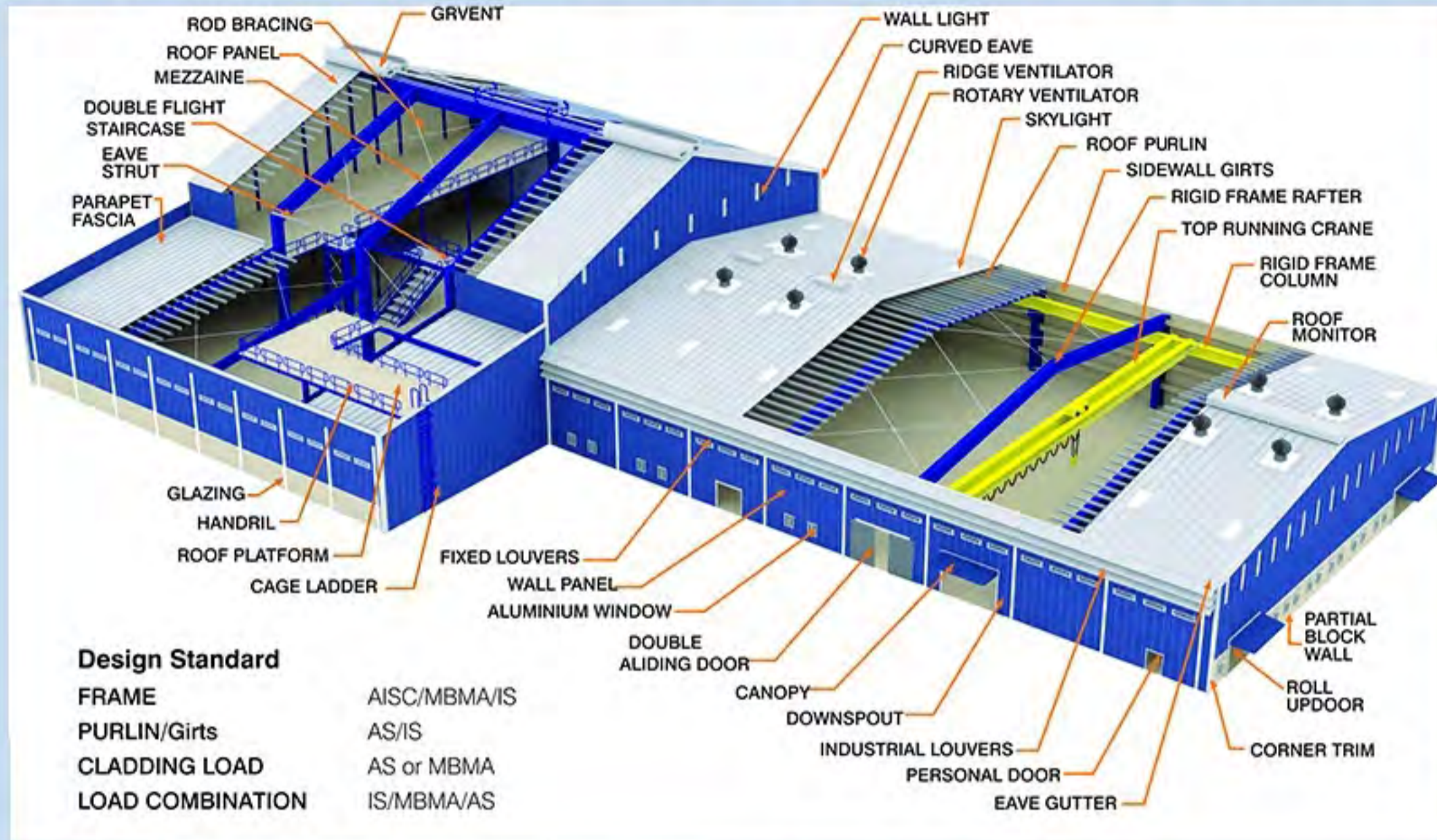
Quick Quote with  
Diagrams

Updated Design  
Codes

Provides Complete Steel Buildings & Structures with Insulation, Cladding, Flashing, Trims, Doors, Windows, Louvers, Cranes, Ventilators, Standing Seam Roof Systems and Polyurethane Insulated Panels.

**MANUFACTURING : KALOL, NORTH GUJARAT & NOIDA (INDIA)**  
Offices and Representatives : India

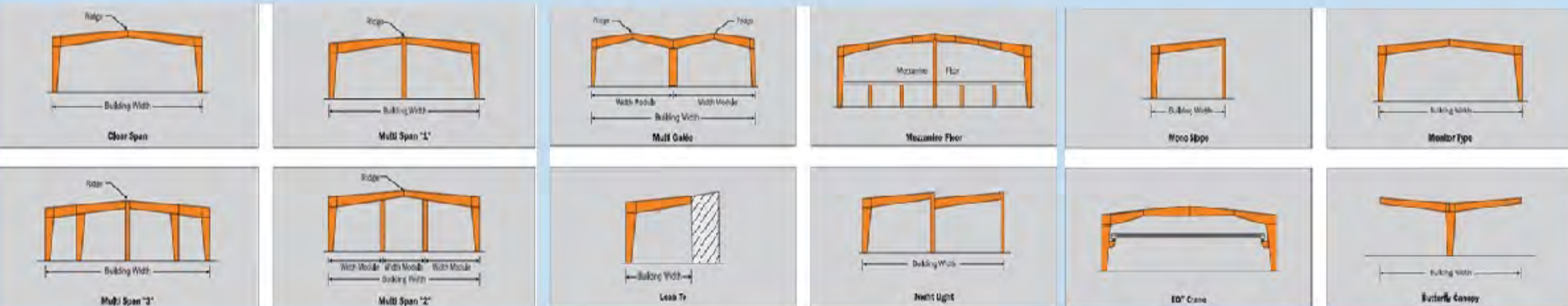
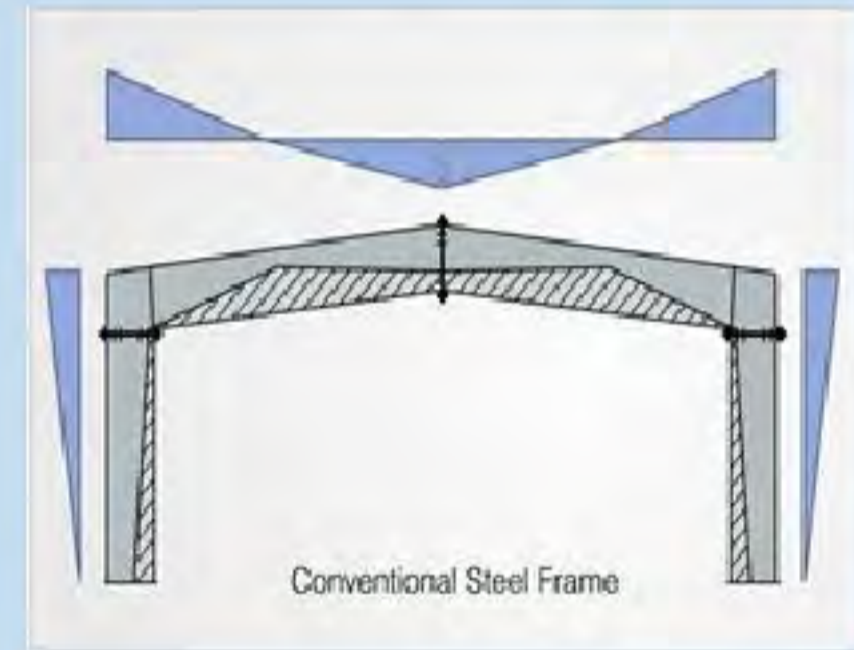
## Pre-Engineered Steel Buildings & Structures



**Design Standard**

FRAME	AISC/MBMA/IS
PURLIN/Girts	AS/IS
CLADDING LOAD	AS or MBMA
LOAD COMBINATION	IS/MBMA/AS

TRAITS	PEB	CONVENTIONAL BUILDING SYSTEM
Structure Weight	PEB's are 30% lighter on an average because of efficient use of cold formed steel	It is made up of heavy building components and hot rolled steel section
Foundation	Simple design, easy to construct	Extensive, heavy foundation required
Cost	Accurate cost is already known before construction. Generally 30% less than conventional.	Estimated cost is known, usually having a big variation from actual cost.
Time	Erection time is already known and it is completed in a couple of weeks	It takes a 2-3 months minimum.
Seismic Resistance	The low weight flexible frames offer higher resistance to seismic forces.	Rigid heavy frames do not perform well in seismic zones.
Source & Coordination	It is a single stop solution, designing, fabrication and installation done by one.	Pipe lining process creates co-ordination problem, so its difficult to handle.
Flexibility Expansion	Future expansion is very easy and simple.	Future expansion is most tedious and more costly.
Relocatable	It is made by bolted connections and can be dismantled and erected in a short span of time.	It is not possible to relocate concrete made conventional buildings.



**CONTACT US :**

4<sup>th</sup> Floor, BVM Marketing Building  
 Nr. Seven Garnala  
 Kalol – 382 721, North Gujarat

**Phone :** +91 02764 25300

**Email :** info@sintexinfraprojects.com

**Website:** www.sintexinfraprojects.com